


AUDIOBOOKS: *hottest ticket in publishing*

- People love being told a good story



Listening to audiobooks is easy.

- Narration is big business
- Vocal Techniques & Physical Expression

THE BASICS

- **PLANNING**

- Know Your Objectives

- **INSIGHT**

- Know the text and the author's intent

- **STORY-TELLING SKILLS**

- Know your voice



Give words the respect they deserve

Read with expression

Find the music of a well-told story

VOCAL TECHNIQUES

- **PACE** - Vary for emphasis and interest
 - Not everything is of equal importance.
 - Fast - passion, urgency, excitement
 - Slow - sadness, seriousness, emphasis
 - ... but keep it natural

VOCAL TECHNIQUES

- **INFLECTION** - changing pitch or tone
 - Raised - to convey friendliness, excitement, to convince, to question, to incite.
 - Lowered - to convey confidence, certainty, warmth, sincerity.
 - ... but use it sparingly.
- **VOLUME** - the enemy of intimate communication

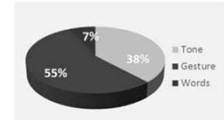
CHARACTER VOICES


- Allow the characters to speak
- Don't to make it about a male/female voice
 - For females, add a little air (aspiration)
 - For males, end sentences down
- Don't play gender; play attitude
- Color your read with emotion

PHYSICAL EXPRESSION



- Non-verbal skills are important
- Occasional gestures may help



-  Posture & movement can distract

Be Judicious

OTHER THOUGHTS

- Own the space - establish rapport
- Speak clearly ... and with confidence
- Take a breath; employ a pause
- Scan for punctuation; don't be a slave to it
- Keep hydrated ... practice ... and relax
- Read someone else's material

CAUTIONARY TALES

- Know your Voice ... be wary of:
 - Age mismatch
 - Bad accents
 - High pitched reads
- Be the narrator, not a distraction
- Read, but don't perform



One of These Days

by
Gabriel Garcia Marquez